

Blended Assessment



Opportunities in the Flipped Classroom



powered by
Learning

**teach
nimble**

Big Ideas

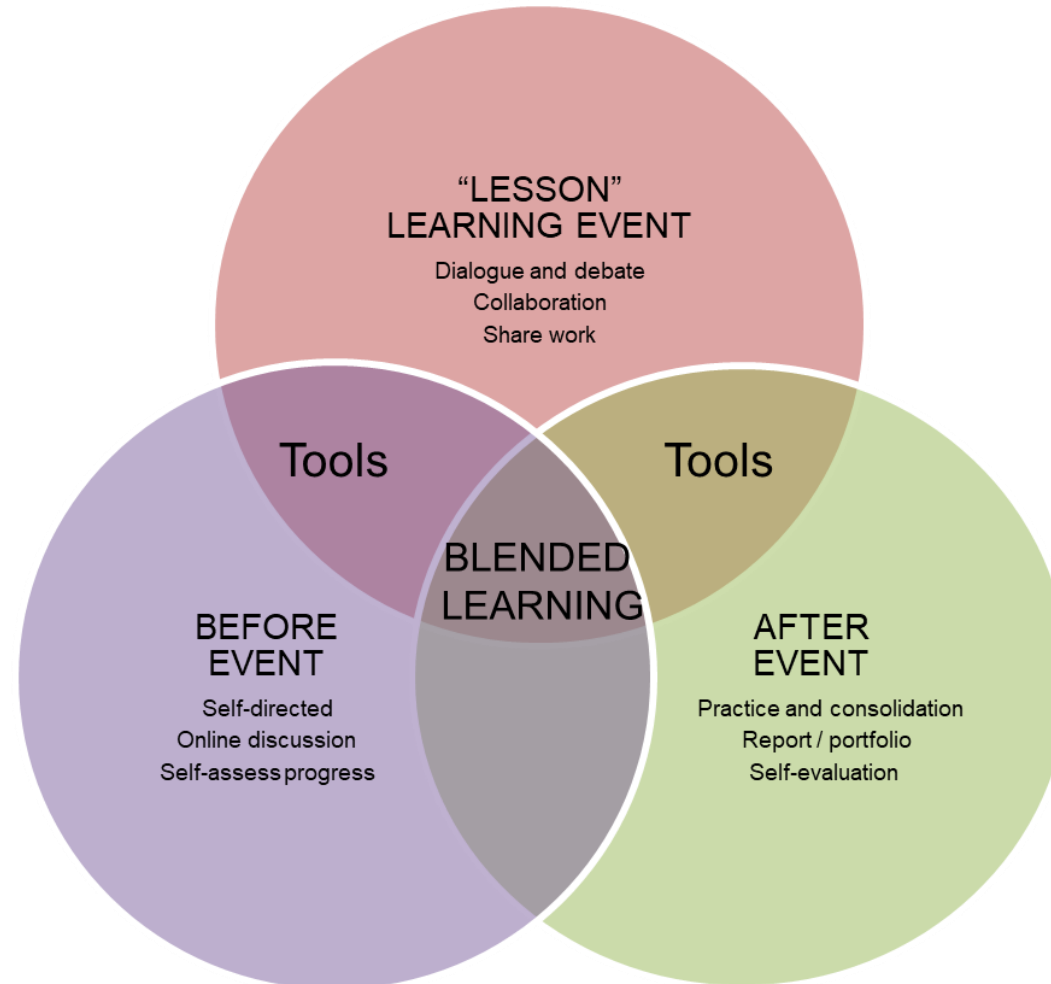
- Formative Assessment
 - What is it?
- Tools you can use
- Some Places to go
- Try it Out



What assessment tasks worked for you?

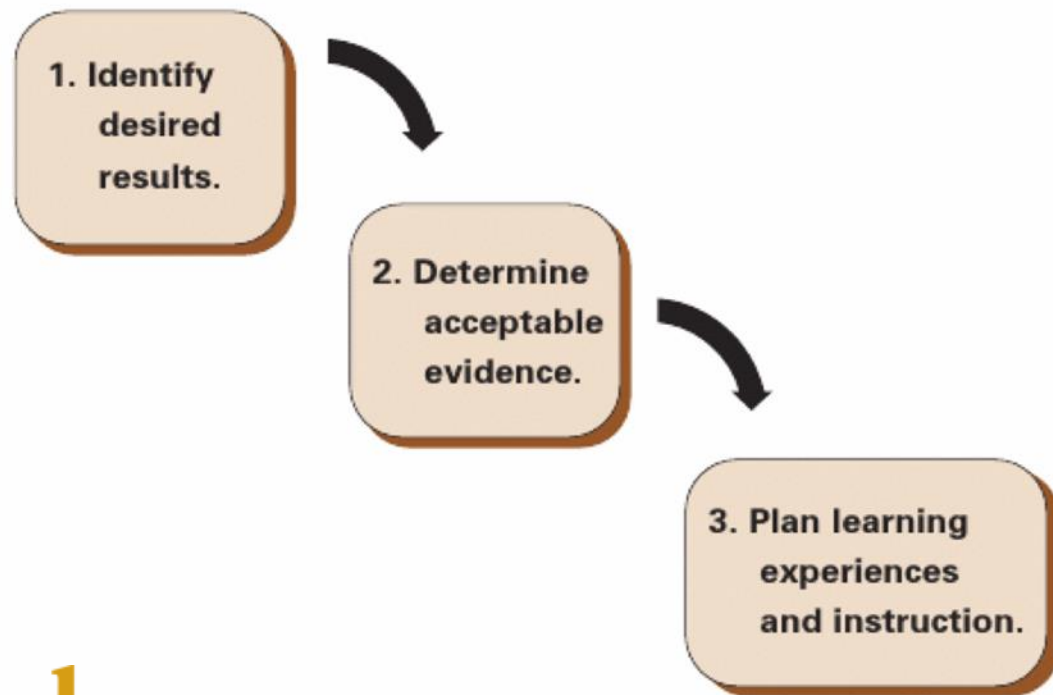


The “flipped classroom”



Where to start

Figure 1.1
UbD: Stages of Backward Design




- Start with learning outcomes
- Decide what evidence to collect?
 - What will show they have achieved the learning outcomes
- Plan your teaching activities based on the evidence

What is Formative Assessment?

FORMATIVE SUMMATIVE



WHEN THE CHEF
TASTES THE SOUP



WHEN THE GUESTS
TASTE THE SOUP



@bryanmathers

FROM STEVE WHEELER'S BLOG "THE AFL TRUTH ABOUT ASSESSMENT"

Padlet for formative assessment

The Padlet board is titled "Formative Assessment - You Don't Know What You Don't Know?" and includes the question: "What are your favorite formative tools or activities? How do you creatively use different formative resources with students?".

Comments and resources include:

- Best Practices in Instructional videos**: A text-based comment discussing reflection spots in instructional videos.
- Why Formative Assessment**: A text-based comment explaining how formative assessment can be used by instructors to adjust strategies.
- i have used Kahoot and Mentimeter. Both are great tools and students too enjoy it.**: A text-based comment with a thumbs-up icon.
- PearDeck**: A text-based comment with a thumbs-up icon.
- padlet created by Steve Wick**: A text-based comment with a thumbs-up icon.
- Cite is a free online assessment platform that mimics the type of test questions students might see on a state test.**: A text-based comment with a thumbs-up icon.
- EdCite**: A resource card for EdCite, an online assessment platform, featuring an apple logo.
- Anonymous 3yr**: A text-based comment mentioning Kahoot and Dr. Bhabal.
- Kahoot**: A resource card for Kahoot, featuring a thumbs-up icon.
- Anonymous 8mo**: A text-based comment mentioning ZipGrade.
- Susan Shires**: A text-based comment mentioning goformative.com and ZipGrade.
- Michael Poke**: A resource card for Google Classroom, featuring a thumbs-up icon.
- Rachelle Dene Poth**: A resource card for Gimkit, featuring a thumbs-up icon.
- Roshan Chindu Vani**: A video resource titled "MechanicalEngineeringgroup 6film" with a video player showing wind turbines.
- Anonymous 3yr**: A video resource showing a group of students in a classroom.
- Anonymous 4yr**: A text-based comment titled "Digital Tools for Formative Assessment in Music" with a video player showing a classroom.
- Anonymous 4yr**: A text-based comment titled "This has been great to learn about some new tools that I haven't learned about before." with a thumbs-up icon.
- Anonymous 4yr**: A text-based comment titled "SMART Learning Suite Online" with a thumbs-up icon.
- Anonymous 4yr**: A text-based comment titled "3 - 2 - 1 Reflection" with a thumbs-up icon.
- Brandi Argentar**: A text-based comment titled "Formative Assessment Comparison Sheet".
- Flipgrid**: A resource card for Flipgrid, featuring a thumbs-up icon.
- Theresa Hoover**: A text-based comment titled "Ideas for music" with a thumbs-up icon.
- Steve Wick**: A text-based comment titled "3 - 2 - 1 Reflection" with a thumbs-up icon.



https://padlet.com/steve_wick/formativeedtech



Using Kahoot

The screenshot shows the Kahoot! Premium Reports interface for a quiz titled "Biology: Organ Functions (Basic)". The top navigation bar includes "Premium", "Home", "Discover", "Kahoots", and "Reports", along with a "Create" button and settings/info icons. The report is for a "Live" session on "Feb 21 2020, 5:28 pm" hosted by "MsWoodchuck".

The main report area has four tabs: "Summary", "Players (15)", "Questions (18)", and "Feedback". The "Summary" tab is active, showing a "Well played!" message with a green progress indicator for "61% correct". It includes a "Play again" button and a note: "Play again and let the same group improve their score or see if new players can beat this result." To the right, a statistics box shows: "Players: 15", "Questions: 18", and "Time: 15 min". A "View podium" button is also present.

Below the summary are three sections:

- Difficult questions 2**: Shows a question about a tube that absorbs water and stores waste products. It has a "0% correct" result and an average time of "8.23 sec".
- Need help**: States "No one seems to need help".
- Didn't finish 3**: Lists players who did not finish: "Me" (1), "Lorhon" (1), and "QuickJaguar43" (1).

A "Feedback" button is visible on the right side of the interface.

Using Mentimeter

Mentimeter
Makes learning more enjoyable

IMPROVE
LEARNING

68%

said Mentimeter increased their learning.

72%

felt more confident to participate with Mentimeter.

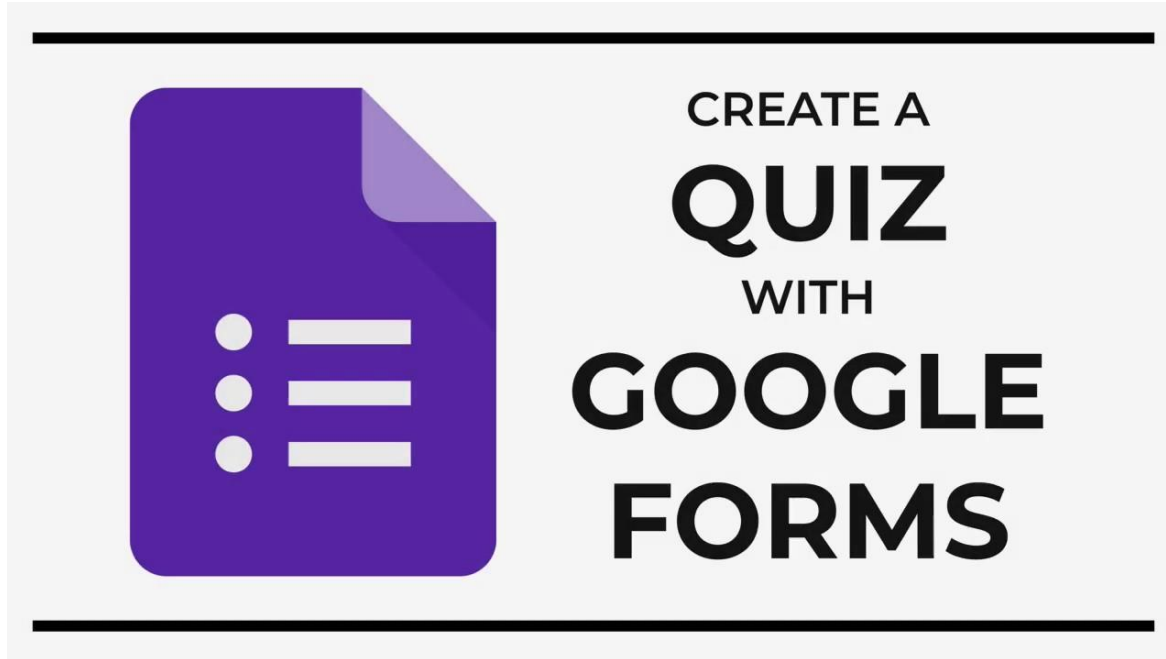
ENHANCE THE
STUDENT VOICE

INCREASE
STUDENT
ENJOYMENT

95%

said their learning was more enjoyable with 68% saying they paid more attention.

Online Assessment Tools



- Online
 - Reusability
 - Automation
 - Multimedia
- Online Quizzes
 - Can provide personalised feedback
 - It is instant to you and learner
 - Can free up time for more active learning
 - You can use multimedia

Link to a video on Google Classroom

Using Assessment on Google Classroom



This video explains various ways that you can assess your students using Google Classroom.

Video by Frances O'Donnell Donegal ETB

<https://sites.google.com/donegaletb.ie/btei-tutor-support-videos/assessment-on-classroom>

Using audio and video feedback



Listening to learn: How audio is personalising feedback

Presenter: Gemma Clarke

Event Date: 27 August 2019

Formative Assessment on a Phone

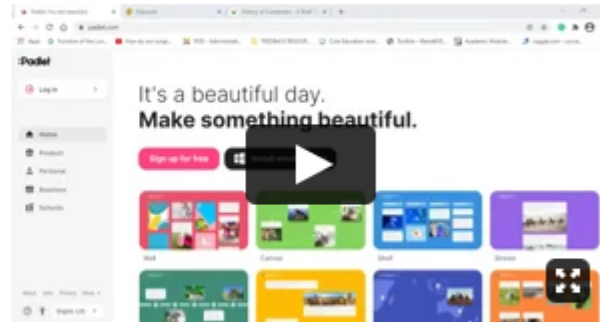
- Using their phone to answer a quiz
 - Before class to see what they know
 - During class to check understanding
 - Gamification of learning
 - Fun
 - Learning
- Key is to use the data you collect



Other Places to go

Padlet

Padlet is a student engagement, cross-platform tool which can be used in-class or for remote teaching. Padlet allows the teacher to post a variety of different types of content on a bulletin board and collaborate in realtime. Students, for example, can collaborate on a project, share research sources on the board, and comment on posts. You can also add a link to an assignment you created using a different digital tool e.g. Edpuzzle or Nearpod. A learner does not need a Padlet account to participate, however, posts will appear as anonymous unless your student signs up for their free account.



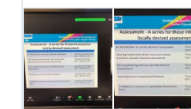
Twitter Feed

Tweets from @FessIreland

FESS @F... · Oct 3
 #FESSPD Intro to Jigsaw's Youth Mental Health Promotion Team for FET Settings online Weds 5 October. Booking at [FESS.ie @QQI_connect @FETColleges_JE @rpl_network @Carcher_PD @cdetbcdu @GuidanceStokes @SOLASFET @andrinaeuropa @AshED_PD @LimClareTB_QA @cloxcavan](#)

You Retweeted
FESS @... · Sep 16
 #FESS PD Introduction to Jigsaw's Youth Mental Health Promotion Team for FET Settings; 5th October. Some places remaining, book here [fess.ie/an-introductio... @QQI_connect @SOLASFET @JigsawYMH @Carcher_PD @AshED_PD @FETColleges_JE @YRCIondalkin @PowerOfUsPsych @JessicaMullen_T](#)

FESS @... · Sep 29
 Welcome to First in series of five #FESSPD sessions this morning, facilitated by Mary Sheehy. Booking for all FESSPD at [fess.ie @QQI_connect @SOLASFET @rpl_network @andrinaeuropa @GuidanceStokes @cdetbcdu @FETColleges_JE](#)



FESS

Digital tools to support blended learning

Digital tools to support blended learning

The Further Education Support Service (FESS) has created a number of resources that may help those who wish to use digital tools in the delivery of their FET programmes.

Digital Tool	Link to short tutorial
<p>Edpuzzle - Creating content Edpuzzle is a student engagement, cross-platform tool which allows the teacher to customise the video content you show to your students. You can cut sections of a video, add voiceover or add questions throughout your video. It is a wonderful tool to formatively assess learners and check for understanding. You will also be provided with a report on learner activity. In this short video we will look at creating content in Edpuzzle</p>	
<p>Edpuzzle - Creating a class Edpuzzle is a student engagement, cross-platform tool which allows the teacher to customise the video content you show to your students. You can cut sections of a video, add voiceover or add questions throughout your video. It is a wonderful tool to formatively assess learners and check for understanding. You will also be provided with a report on learner activity. In this short video we will look at creating a class for learners to engage with.</p>	
<p>Kahoot Kahoot is a free game-based learning platform that makes it fun to learn on any device and is suitable for all ages. Kahoot can be used in-class or for remote teaching and has many existing interactive lessons and also a question bank of preloaded questions. It is a great interactive tool to re-enforce learning through quizzes and formatively assess your learners.</p>	
<p>Mentimeter Mentimeter is an easy-to-use presentation software that can be used to create interactive presentations. As you can build in quizzes, word clouds, etc, it is good for formative assessment or feedback on a class or activity. This short video will help you get started with Mentimeter.</p>	
<p>Nearpod - Creating a lesson Nearpod is a student engagement, cross-platform tool which can be used in-class or for remote teaching and turns a presentation into an engaging interactive experience for the learner. Nearpod is useful for all levels of learning and it's great for Content Acquisition, Practice and is wonderful for formative assessment. It has a reports function which allows you to view details on student progress and engagement with the lesson.</p>	

Try it Out



- Use a digital tool to support formative assessment with your learners?
 - What learning outcomes do you want to assess?
 - What evidence will show learners have attained the learning outcomes?
 - What digital tool might work best?
 - How did it work?
 - Ask yourself and the learners
 - Have fun

Blended Assessment



Opportunities in the Flipped Classroom



powered by
Learning

**teach
nimble**